

# PACIFIC STONeworks

*Fine Craftsmanship in Natural Stone*

## Preferred Countertop Edges



# 54

3/4"\_\_1/16" EASED-T&B



# 55

3/4"\_\_1/8" EASED-T&B



# 36

3/4"\_\_FULL RADIUS BULLNOSE




# 40

3/4"\_\_PENCIL




# 37

3/4"\_\_OGEE-T  
1/16"RADIUS-B




# 63

3/4"\_\_CHISELLED




# 180

1-1/2"\_\_FULL RADIUS




# 223

1-1/2"\_\_3/16" EASED-T&B




# 205

1-1/2"\_\_OGEE ROUND



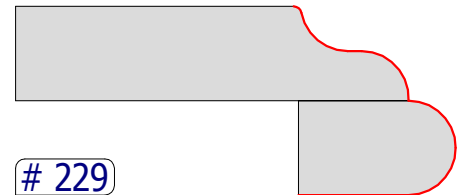
# 184

1-1/2"\_\_PENCIL



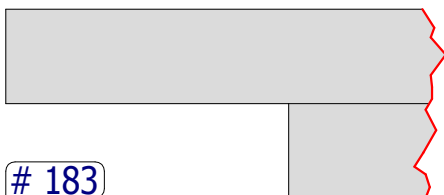
# 198

1-1/2"\_\_1/16" EASED-T&B




# 229

1-1/2"\_\_3/4"OGEE BULLNOSE  
3/4" FULL RADIUS-B



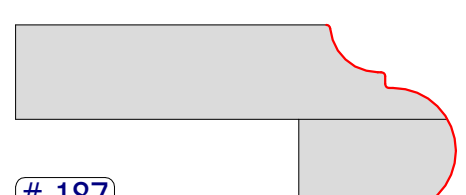
# 183

1-1/2"\_\_CHISELLED



# 181

1-1/2"\_\_OGEE SQUARE  
1/8" RADIUS-B



# 187

1-1/2"\_\_PACIFIC OGEE

